

Elevating Your Food Photography To the Editorial and Commercial Level

Hi I'm Skyler Burt!

Find me @

www.weeattogether.com



[we.eat.together_](#)



[weeattogether](#)



The Hamburger Method

PHOTOGRAPHY
WORKFLOW
BUSINESS SKILLS

Ingredients & Directions



Pre-Production Plan

- Composition
- Story
- Props
- Camera Angle
- Background
- Light

DAY: 1

Mixed Green Salad with Chimichurri Beef Tenderloin

Fresh mesclum lettuce mix topped with roasted beef tenderloin and tangy Chimichurri sauce. Served with roasted Yukon potato "croutons."



Photography Notes:

Angle: 90° medium to wide

Key: Middle


Props:

- wooden chopping block
- cheese cloth or brown linen
- ceramic or wooden bowl for salad
- 2 cream ceramic plate
- Antique Gerber carving set
- 2 forks
- 2 wooden handled steak knives
- small bowl for Chimichurri
- 2 drinking glasses for spritzers

Background: Cream colored wood or concrete

Notes: Ingredients set aside separately for food stylist to arrange, *whole tenderloin plus more for plating, extra salad and chimichurri, spritzers*





DAY: 5

Fish Stew

A hearty stew of made of clams, rockfish, and shrimp in a slow-simmered tomato and seafood broth, enhanced with garlic, fresh ginger, leeks, and white wine.



Photography Notes:

Angle: 45° Medium-wide


Key: Middle

Props:

- 1 blue or cream ceramic bowl
- 1 ladle
- 1 wooden cutting board
- 1 person

Background: Wooden

Notes: Ingredients set aside separately for food stylist to arrange, *enough stew to fill 6 qt dutch oven (possibly need to sink a filler bowl to prop up ingredients inside dutch oven), styled stew in ladle and in bowl. Need person*





DAY: 3

Bison Burger with Blackberry, Blue Cheese & Pickled Onions

Ground bison topped with juicy blackberries, pickled red onions and crumbled blue cheese on a toasted slider bun.



Photography Notes:

Angle: 45° Camera Burger Level


Key: Middle

Props:

- Cutting Board
- Mason Jar (or any cool jar) for pickled onions

Background: Cream colored wood or concrete (same for backdrop)

Notes: Ingredients set aside separately for food stylist to arrange, *Multiple burgers in a row, spare pickled onions to fill jar (might need to undercook bison patty to achieve correct color)*





DAY: 2

Tofu Caprese Stacker

A vegan "stacker" inspired by the Caprese salad with marinated tofu instead of mozzarella cheese, fresh Roma tomatoes, basil pesto and a balsamic glaze, served on toasted rustic whole wheat bread.



Photography Notes:

Angle: 90° Medium - Wide Shot

Key: Middle - Low Key

Props:

- Cutting Board
- Cream ceramic plate
- Miyabi Chef Knife
- 2 Small bowls for pesto and glaze
- 2 small silver spoons for side bowls
- Cheese cloth or linen

Background: Dark wooden table

Notes: Ingredients set aside separately for food stylist to arrange, *need lots of heirloom tomatoes for corner of frame plus more on cutting board and for finished dish, extra grilled tofu as well as pesto and glaze on side*



Photography Notes:

Angle: 90° Medium - Wide Shot

Key: Middle - Low Key

Props:

- Cutting Board
- Cream ceramic plate
- Miyabi Chef Knife
- 2 Small bowls for pesto and glaze
- 2 small silver spoons for side bowls
- Cheese cloth or linen

Background: Dark wooden table

Notes: Ingredients set aside separately for food stylist to arrange, ***need lots of heirloom tomatoes for corner of frame plus more on cutting board and for finished dish, extra grilled tofu as well as pesto and glaze on side***

DAY: 2

Tofu Caprese Stacker

A vegan "stacker" inspired by the Caprese salad with marinated tofu instead of mozzarella cheese, fresh Roma tomatoes, basil pesto and a balsamic glaze, served on toasted rustic whole wheat bread.



Photography Notes:

Angle: 90° Medium - Wide Shot

Key: Middle - Low Key

Props:

- Cutting Board
- Cream ceramic plate
- Miyabi Chef Knife
- 2 Small bowls for pesto and glaze
- 2 small silver spoons for side bowls
- Cheese cloth or linen

Background: Dark wooden table

Notes: Ingredients set aside separately for food stylist to arrange, *need lots of heirloom tomatoes for corner of frame plus more on cutting board and for finished dish, extra grilled tofu as well as pesto and glaze on side*





DAY:_____

RECIPE DESCRIPTION:

PHOTOGRAPHY NOTES:

ANGLE:

KEY:

PROPS:

BACKGROUND:

NOTES:

DRAWING













Substitution







Shooting In Plates



Shooting In Plates

Strategy

- How many images will you make
- What order will you take the images in
- Focus and aperture

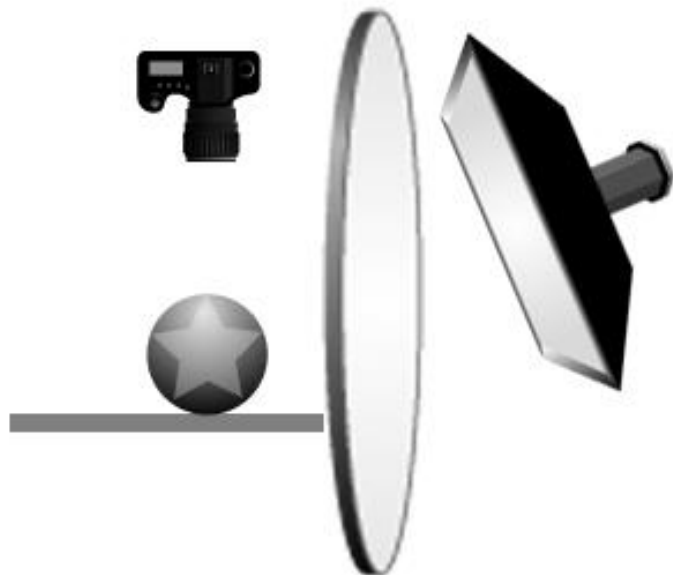
Shooting In Plates

4 image composite

Canon 5Ds w/ 50mm f1.2L
F/8.0
1/160
ISO100

Camera Angle:
90°

Light:
500w w/Softbox
45° from top / slightly raised



The Cherry On Top



Gradient Lighting

Canon 5Ds w/ 50mm f1.2L

F/5.6

1/160

ISO100

Camera Angle:

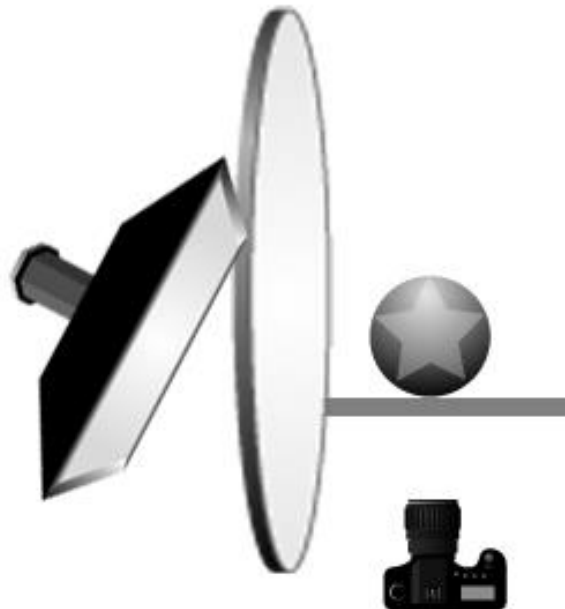
0-45°

Light:

500w w/Softbox

45° from side/ tilted away

Large Diffusor



Skyler Burt

Find me @

www.weeattogether.com



[we.eat.together_](https://www.instagram.com/we.eat.together_)



[weeattogether](https://www.youtube.com/weeattogether)